

30X60cm

High Depth
Elevation Series

Vitrified Body
Wall Tiles




SKIDOO
THE WORLD OF CERAMIC

ELEVATION

30x60cm



E24-1461



E24-1462



E24-1463



E24-1464



ELEVATION


30x60cm



E24-1465



E24-1466



E24-1467



E24-1468



ELEVATION

30x60cm



E24-1469



E24-1470



E24-1471



E24-1472



ELEVATION

30x60cm



E24-LINEAR BLACK



E24-LINEAR WHITE



E24-LINEAR CHOCO



E24-LINEAR CREMA



ELEVATION

30x60cm



E24-LINEAR GREY



ELEVATION

30x60cm



E26-1501



E26-1502



E26-1503



E26-1504




ELEVATION

30x60cm



E26-1505



E26-1506



E26-1507



E26-1508



ELEVATION

30x60cm



E26-1509



E26-1510



E26-1511



E26-1512



ELEVATION

30x60cm



E26-1513



E26-1514



ELEVATION

30x60cm



E27-1521



E27-1522



E27-1523



E27-1524



ELEVATION

30x60cm



E27-1525



E27-1526



E27-1528



E27-1529



ELEVATION

30x60cm



E27-1530



E27-1531



E27-1532



E27-1533



ELEVATION

30x60cm



E27-1534




E27-1535



ELEVATION

30x60cm



E28-1541



E28-1542



E28-1543



E28-1544



ELEVATION

30x60cm



E28-1545



E28-1546



E28-1548



E28-1549



ELEVATION

30x60cm



E28-1550



E28-1552



ELEVATION

30x60cm



E29-1561



E29-1562



E29-1563



E29-1564



ELEVATION

30x60cm



E29-1565



E29-1566



E29-1568




E29-1569



ELEVATION


30x60cm




E29-1570



E29-1571



E29-1572



E29-1573



ELEVATION

30x60cm



E29-1574



E29-1575



E29-1576



ELEVATION

30x60cm



E30-1581



E30-1582



E30-1583



E30-1584



ELEVATION

30x60cm



E30-1585



E30-1586



E30-1587



E30-1588



ELEVATION

30x60cm



E30-1589



ELEVATION


30x60cm



E31-1601



E31-1602



E31-1603



E31-1604



ELEVATION

30x60cm



E31-1605



E31-1606



E31-1607



E31-1608



ELEVATION

30x60cm



E31-1609



E31-1610



E31-1611




E31-1612



ELEVATION

30x60cm



E31-1613



E31-1614



E31-1615



E31-1616



ELEVATION

30x60cm



E31-1617



ELEVATION

30x60cm



E32-1621



E32-1622



E32-1623



E32-1624



ELEVATION

30x60cm



E32-1625



E32-1626



E32-1627



E32-1628



ELEVATION

30x60cm



E32-1629



E32-1630



E32-1631



ELEVATION

30x60cm



E33-1641



E33-1642



E33-1643



E33-1644



ELEVATION

30x60cm



E33-1645





Email ID : specto.export@gmail.com

Web : www.skidoo-ceramica.com

PACKING DETAILS

S.No.	Dimensions (mm)	No. of Tiles/ Box	Coverage Area
1.	300x600	06	1.08 sq. m.

TECHNICAL SPECIFICATIONS

S.No.	Property	Group B1a-ISO 13006 Annx. G.	Our Value	Test According to
1.	Deviation in length	± 0.6%	± 0.1%	ISO 10545-2
2.	Deviation in thickness	± 5%	± 4%	ISO 10545-2
3.	Straightness of sides	± 0.5%	± 0.1%	ISO 10545-2
4.	Rectangularity	± 0.6%	± 0.1%	ISO 10545-2
5.	Surface flatness	± 0.5%	± 0.15%	ISO 10545-2
6.	Surface quality (%)	A minimum of 95% of the tiles shall be free from visible defects that would impair the appearance of a major area of tile.	98% free from visible defects	ISO 10545-2
7.	Modulus of rupture	> 35 N/mm ³	40 N/mm ²	ISO 10545-4
8.	Breaking strength	> 1300 N	> 2000 N	ISO 10545-4
9.	Water absorption	< 0.5%	< 0.08%	ISO 10545-3
10.	Stain resistance	Stain proof	Stain proof	ISO 10545-14
11.	Chemical resistance	No damage	No damage	ISO 10545-13
12.	Thermal expansion	< 9 x 10 ⁶	< 6 x 10 ⁶	ISO 10545-8
13.	Moisture expansion	Nil	Nil	SO 10545-10
14.	Thermal shock resistance	No damage	No damage	ISO 10545-9
15.	Resistance to surface abrasion	Manufacturer to state abrasion class	PEI class 3-5	ISO 10545-7