

30X60cm

High Depth
Elevation Series

Vitrified Body
Wall Tiles



SKIDOO
THE WORLD OF CERAMIC

ELEVATION

30x60cm



E34-1661



E34-1662



E34-1663



E34-1664



ELEVATION

30x60cm



E34-1665



E34-1666



E34-1667



E34-1668



ELEVATION

30x60cm



E34-1669



E34-1670



E34-1671



E34-1672



ELEVATION

30x60cm



E34-1673



E34-1674



E34-1675



E34-1676



ELEVATION

30x60cm



E34-1677



E34-1678



E34-BLACK



ELEVATION

30x60cm



E35-1681



E35-1682



E35-1683



E35-1684



ELEVATION

30x60cm



E35-1685



E35-1686



ELEVATION

30x60cm



E36-1701



E36-1702



E36-1703



E36-1704



ELEVATION

30x60cm



E36-1705



E36-1706



E36-1707



E36-1708



ELEVATION

30x60cm




E36-1709



E36-1710



E36-1711




E36-1712




ELEVATION

30x60cm



E37-1721



E37-1722



E37-1723



E37-1724




ELEVATION


30x60cm



E37-1725



E37-1726



E37-1727



E37-1728



ELEVATION

30x60cm



E37-1729



ELEVATION


30x60cm



E38-1741




E38-1742



E38-1743



E38-1744



ELEVATION

30x60cm



E38-1745



E38-1746



E38-1747



E38-1748



ELEVATION

30x60cm



E38-1749



E38-1750



E38-1751



ELEVATION

30x60cm



E39-1761



E39-1762



E39-1763



E39-1764



ELEVATION

30x60cm



E39-1765



E39-1766



E39-1767



E39-1768




ELEVATION

30x60cm



E39-1769



E39-1770



ELEVATION

30x60cm



E40-1781



E40-1782



E40-1783



E40-1784




ELEVATION

30x60cm




E40-1785



E40-1786



E40-1787



E40-1788



ELEVATION

30x60cm



E40-1789



E40-1790




E40-1791




ELEVATION

30x60cm



KERA STONE RED



KERA STONE BROWN



KERA STONE GREY



KERA STONE BLACK




ELEVATION

30x60cm



KERA STONE COFFEE



KERA STONE MULTI



ELEVATION


30x60cm




E42-1801



E42-1802



E42-1803



E42-1804



ELEVATION


30x60cm




E42-1805



E42-1806



E42-1807



E42-1808



ELEVATION

30x60cm



E42-1809



E42-1810





Email ID : specto.export@gmail.com

Web : www.skidoooceramica.com

PACKING DETAILS

S.No.	Dimensions (mm)	No. of Tiles/ Box	Coverage Area
1.	300x600	06	1.08 sq. m.

TECHNICAL SPECIFICATIONS

S.No.	Property	Group B1a-ISO 13006 Annx. G.	Our Value	Test According to
1.	Deviation in length	± 0.6%	± 0.1%	ISO 10545-2
2.	Deviation in thickness	± 5%	± 4%	ISO 10545-2
3.	Straightness of sides	± 0.5%	± 0.1%	ISO 10545-2
4.	Rectangularity	± 0.6%	± 0.1%	ISO 10545-2
5.	Surface flatness	± 0.5%	± 0.15%	ISO 10545-2
6.	Surface quality (%)	A minimum of 95% of the tiles shall be free from visible defects that would impair the appearance of a major area of tile.	98% free from visible defects	ISO 10545-2
7.	Modulus of rupture	> 35 N/mm ³	40 N/mm ²	ISO 10545-4
8.	Breaking strength	> 1300 N	> 2000 N	ISO 10545-4
9.	Water absorption	< 0.5%	< 0.08%	ISO 10545-3
10.	Stain resistance	Stain proof	Stain proof	ISO 10545-14
11.	Chemical resistance	No damage	No damage	ISO 10545-13
12.	Thermal expansion	< 9 x 10 ⁶	< 6 x 10 ⁶	ISO 10545-8
13.	Moisture expansion	Nil	Nil	SO 10545-10
14.	Thermal shock resistance	No damage	No damage	ISO 10545-9
15.	Resistance to surface abrasion	Manufacturer to state abrasion class	PEI class 3-5	ISO 10545-7