





**DIGITAL WALL TILES**  
**300X600 mm**

**FEEL THE MAGIC OF  
BEAUTIFUL TILES FOR  
YOUR HOME.**



**300 x 600 mm**





**SKIDOO**  
THE WORLD OF CERAMIC

DIGITAL WALL TILES  
300X600 mm



Easy To Clean



Heat Resistant



Chemical Resistant



Environment Friendly



Stain Resistant

**Glossy Finish**



**DIGITAL WALL TILES**  
300X600 mm

## TECHNICAL SPECIFICATION



**STRESSES  
AND ABRASION**



**EASY TO  
CLEAN**



**FROST  
RESISTANT**



**HYGIENIC  
SURFACE**



**FIRE  
PROOF**



**SURFACE  
QUALITY**



**STAIN  
RESISTANT**



**WATER  
ABSORPTION**



**CHROMATICALLY  
STABLE**



**THERMAL  
SHOCK RESISTANT**

**EXPORT  
ELEVATION  
300X600MM**



6037 E



6038 E



6039 E



300x600mm  
MATT

ELEVATION

6037 E



6038 E



6039 E



300x600mm  
MATT

ELEVATION

**6037 E**



**6038 E**




**6039 E**



**300x600mm**  
**MATT**

**ELEVATION**


6043 E — 6042 E — 6041 E — 6040 E



300x600mm  
MATT

ELEVATION


6044 E



6045 E



6046 E



300x600mm  
MATT

ELEVATION



6079



300x600mm  
MATT

R1

R2

R3



6080



300x600mm  
MATT

R1

R2

R3

6081



300x600mm  
MATT

R3 R2 R1

6082



R1

R2

R3

300x600 mm  
MATT

6083



300x600mm  
MATT

R1

R2

R3

6084



300x600mm  
MATT

R1

R2

R3



6085



300x600mm  
MATT

R1

R2

R3



6086




300x600mm  
MATT

R1

R2

R3

6087



R1

R2

R3

300x600mm  
MATT

6088




300x600mm  
MATT

R1

R2

R3

6089



R1

R2

R3

300x600mm  
MATT



6090



R1

R2

R3

300x600mm  
MATT

6091



300x600mm  
MATT

R1

R2

R3



6092




300x600mm  
MATT

R1

R2

R3

6093



300x600mm  
MATT

R3 R2 R1

6094



300x600mm  
MATT

R1

R2

R3

6095



R1

R2

R3

300x600mm  
MATT



6096



300x600mm  
MATT

R1

R2

R3

6097



300x600mm  
MATT

R1

R2

R3



6098



300x600mm  
MATT

R1

R2

R3

6099



300x600mm  
MATT

R1

R2

R3

6100



300x600mm  
MATT

R1

R2

R3

6101



R1

R2

R3

300x600mm  
MATT



6102



300x600mm  
MATT

R1

R2

R3



6103



300x600mm  
MATT

R1

R2

R3

6104



R1

R2

R3

300x600mm  
MATT

6105



R1

R2

R3

300x600mm  
MATT

6106



300x600mm  
MATT

R1

R2

R3

6107



R1

R2

R3

300x600 mm  
MATT



6108




R1

R2


R3

300x600mm  
MATT


6109



R1




R2



R3

300x600mm  
MATT

6110




R1

R2

R3

300x600mm  
MATT

6111



300x600mm  
MATT


R1

R2

R3



6112



300x600mm  
MATT


R1

R2

R3



6 1 1 3



R1

R2

R3

300x600mm  
MATT

6114



300x600mm  
MATT

R1

R2

R3

6115



R1

R2

R3

300x600mm  
MATT

6 1 1 6



300x600mm  
MATT

R1

R2

R3



6117



300x600mm  
MATT

R1

R2

R3



6118



300x600mm  
MATT

R1

R2


R3

6171



300x600mm  
MATT

20023-EL



R1

R2

R3

R4

R5

R6


300x600 mm  
MATT

E\_17001



**300 x 600 m m**  
Matt Elevation


E\_17002



**300 x 600 m m**  
Matt Elevation



E\_17003



**300 x 600 m m**  
**Matt Elevation**

E\_17004



**300 x 600 m m**  
Matt Elevation

E\_17005



**300 x 600 m m**  
Matt Elevation

E\_17006



**300 x 600 m m**  
**Matt Elevation**


E\_17007



**300 x 600 m m**  
Matt Elevation



E\_17008



**300 x 600 m m**  
**Matt Elevation**

E\_17009



**300 x 600 m m**  
Matt Elevation

E\_17010



**300 x 600 m m**  
**Matt Elevation**

E\_17011



**300 x 600 m m**  
Matt Elevation

E\_17012



**300 x 600 m m**  
Matt Elevation



E\_17013



**300 x 600 m m**  
**Matt Elevation**

E\_17014




**300 x 600 m m**  
**Matt Elevation**

E\_17015



**300 x 600 m m**  
**Matt Elevation**

E\_17016



**300 x 600 m m**  
Matt Elevation



E\_17017



**300 x 600 m m**  
Matt Elevation

E\_17018



300 x 600 m m  
Matt Elevation

E\_17019



**300 x 600 m m**  
**Matt Elevation**

E\_17020



300 x 600 m m  
Matt Elevation

E\_17021



**300 x 600 m m**  
**Matt Elevation**



---

E\_17022



300 x 600 m m  
Matt Elevation

E\_17023




300 x 600 m m  
Matt Elevation

E\_17024




300 x 600 m m  
Matt Elevation

E\_17025



300 x 600 m m  
Matt Elevation

E\_17026



**300 x 600 m m**  
Matt Elevation



E\_17027



**300 x 600 m m**  
**Matt Elevation**

E\_17028



300 x 600 m m  
Matt Elevation

E\_17029



300 x 600 m m  
Matt Elevation

**EXPORT  
ELEVATION  
300X600MM**